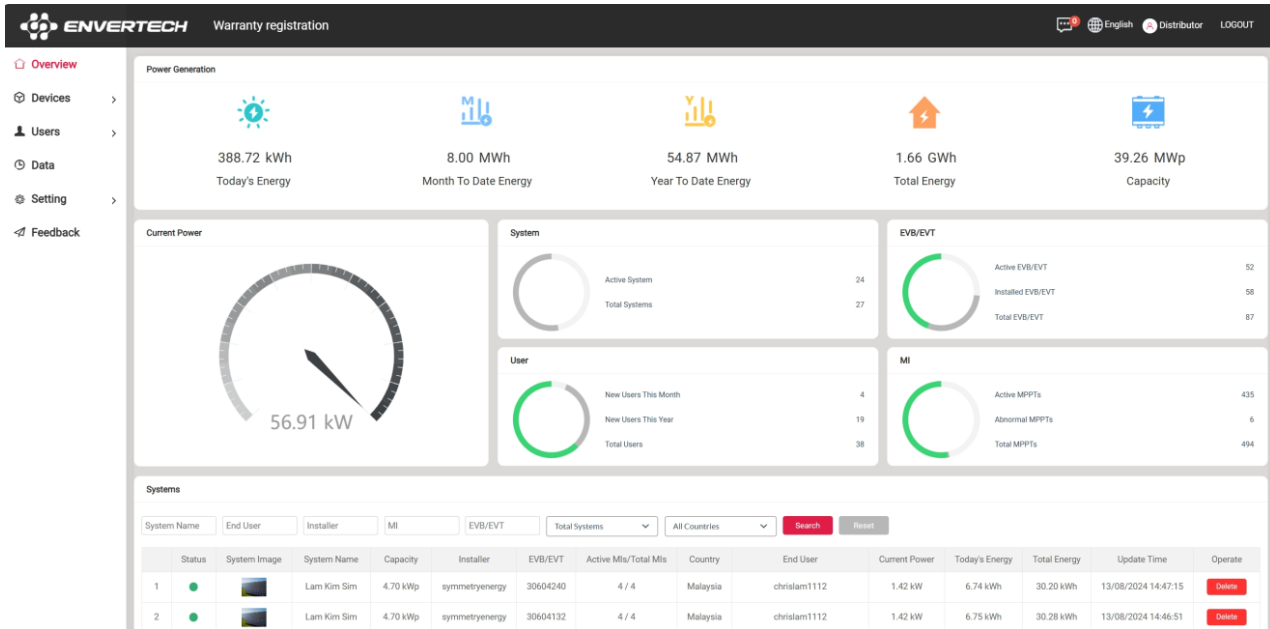


EnverPortal Distributor Account

-User Manual-

1. Distributor Account

The distributor account allows distributors to view all the systems, devices and users under it and to edit them. The distribution of all the systems can be displayed under "Map Mode". After logging in to the distributor account, the homepage shows as below:



1.1 Get a Distributor Account

Envertech distributors have the right to open a distributor account. Make your request to the regional sales manager with the following info of your distributor account including user name, email, company name, company address. Our tech team will open an account for you shortly.

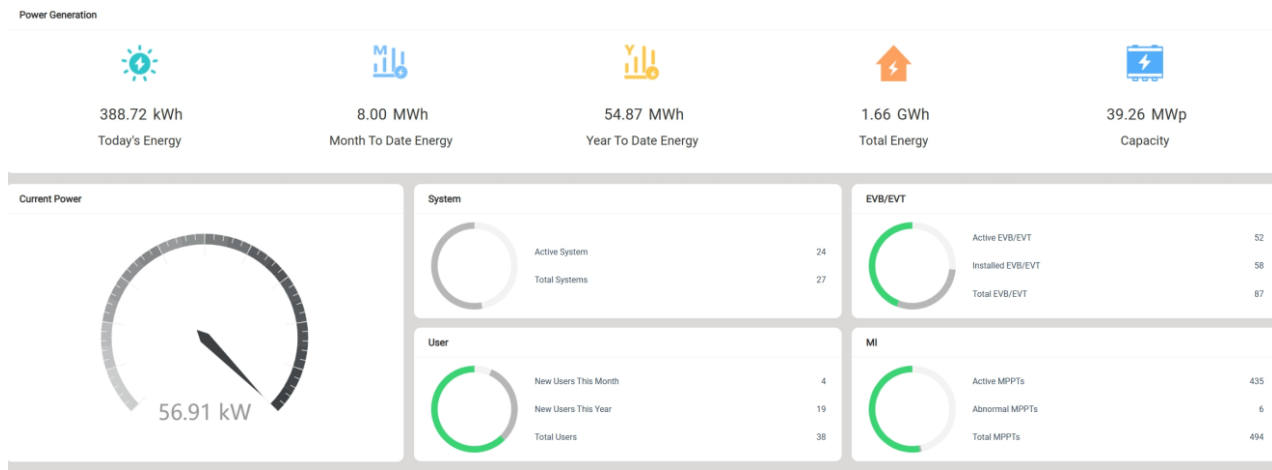
1.2 Homepage



Today's Energy: the total energy harvest of all microinverters on the current day under the distributor account.

Month To Date Energy: the total energy harvest of all microinverters in the current month under the distributor account.

Year To Date Energy: the total energy harvest of all microinverters in the current year under the distributor account.



Current Power: the total generated power of all microinverters on the current day under the distributor account by the time the account is logged in to.

Active Systems: the number of systems under the distributor account with data uploaded within the latest 15 minutes.

Total Systems: the total number of systems created under the distributor account.

Active EnverBridges: the number of monitoring devices under the distributor account with data uploaded within the latest 15 minutes.

Installed EnverBridges: the number of all monitoring devices that have been registered by users under the distributor account.

Total EnverBridges: the number of all monitoring devices that have been authorized to the distributor account by Envertech.

Active MPPTs: the number of MPPTs under the distributor account with data uploaded within the latest 15 minutes.

(Note: EVT300 is considered as one MPPT, EVT560 is considered as 2 MPPTs, and EVT1200 is considered as 4 MPPTs.)

Abnormal MPPTs: the number of MPPTs that have alerts within the latest 15 minutes under the distributor account.

Total MPPTs: total number of MPPTs with data uploaded within the latest 15 minutes.

At the bottom of Homepage is a list of all the systems under the distributor account.

Here it by default shows all systems. And a search by system name, end user, installer, microinverter SN or EnverBridge SN is available. For example, enter the key word of a system name, click "Search" and you will find the system your search for. Fuzzy searches are allowed too.

Systems

System Name End User Installer MI EVS/EVT Total Systems All Countries Search Reset

	Status	System Image	System Name	Capacity	Installer	EVS/EVT	Active Mtu/Total Mtu	Country	End User	Current Power	Today's Energy	Total Energy	Update Time	Operate
1	●		Lam Kim Sim	4.70 kWp	symmetryenergy	30604240	4 / 4	Malaysia		357.86 W	7.51 kWh	30.97 kWh	13/08/2024 15:25:20	Delete
2	●		Lam Kim Sim	4.70 kWp	symmetryenergy	30604132	4 / 4	Malaysia		340.26 W	7.51 kWh	31.04 kWh	13/08/2024 15:24:56	Delete
3	●		Lau Lai Kuan	16.40 kWp	symmetryenergy	30605972	0 / 4	Malaysia		0.00 W	0.00 kWh	21.05 kWh	11/08/2024 12:13:57	Delete
4	●		Lau Lai Kuan	16.40 kWp	symmetryenergy	30605980	4 / 4	Malaysia		1.38 kW	6.89 kWh	37.28 kWh	13/08/2024 15:26:02	Delete
5	●		Lau Lai Kuan	16.40 kWp	symmetryenergy	30602336	4 / 4	Malaysia		1.37 kW	9.88 kWh	44.41 kWh	13/08/2024 15:26:11	Delete
6	●		Lau Lai Kuan	16.40 kWp	symmetryenergy	30604168	4 / 4	Malaysia		1.38 kW	9.90 kWh	44.82 kWh	13/08/2024 15:26:25	Delete
7	●		Lau Lai Kuan	16.40 kWp	symmetryenergy	30605964	4 / 4	Malaysia		1.38 kW	6.91 kWh	37.23 kWh	13/08/2024 15:26:04	Delete
8	●		Lau Lai Kuan	16.40 kWp	symmetryenergy	30604628	0 / 4	Malaysia		0.00 W	0.00 kWh	11.93 kWh	09/08/2024 17:54:26	Delete
9	●		Lau Lai Kuan	16.40 kWp	symmetryenergy	30604632	0 / 4	Malaysia		0.00 W	0.00 kWh	22.80 kWh	10/08/2024 19:30:25	Delete
10	●		patrick13	32.00 kWp	Eenergy Substrate	30548528	0 / 1	France		0.00 W	0.00 kWh	8.80 kWh	-	Delete
11	●		Melvin	2.70 kWp	symmetryenergy	30605752	4 / 4	Malaysia		321.31 W	7.36 kWh	182.52 kWh	13/08/2024 15:25:22	Delete
12	●		Tan Qiu Yun	6.60 kWp	symmetryenergy	30602944	4 / 4	Malaysia		688.72 W	5.28 kWh	150.08 kWh	13/08/2024 15:25:34	Delete
13	●		Tan Qiu Yun	6.60 kWp	symmetryenergy	30603364	4 / 4	Malaysia		636.35 W	6.28 kWh	16.34 kWh	13/08/2024 15:24:57	Delete
14	●		Tan Qiu Yun	6.60 kWp	symmetryenergy	30603304	4 / 4	Malaysia		847.53 W	8.19 kWh	172.18 kWh	13/08/2024 15:26:30	Delete
15	●		Ng Lee Lian	4.40 kWp	symmetryenergy	30603324	4 / 4	Malaysia		1.37 kW	6.42 kWh	225.60 kWh	13/08/2024 15:26:15	Delete
16	●		Ng Lee Lian	4.40 kWp	symmetryenergy	30604764	2 / 2	Malaysia		624.12 W	3.80 kWh	101.73 kWh	13/08/2024 15:23:56	Delete
17	●		Ng Lee Lian	4.40 kWp	symmetryenergy	30605912	2 / 2	Malaysia		573.25 W	3.52 kWh	91.86 kWh	13/08/2024 15:23:12	Delete
18	●		Goh Keng Thy	8.80 kWp	symmetryenergy	30603762	4 / 4	Malaysia		628.85 W	6.38 kWh	224.99 kWh	13/08/2024 15:26:00	Delete
19	●		Goh Keng Thy	8.80 kWp	symmetryenergy	30605860	4 / 4	Malaysia		553.32 W	4.96 kWh	194.42 kWh	13/08/2024 15:26:54	Delete
20	●		Goh Keng Thy	8.80 kWp	symmetryenergy	30605634	4 / 4	Malaysia		592.08 W	7.57 kWh	232.47 kWh	13/08/2024 15:25:40	Delete

Status: ● Normal ● Partly Offline ● Offline ● Alarms

First Previous 1 2 3 Next Last

1.3 Device Management

Click "Device" in the left navigation bar to expand the function list.

The function list includes EnverBridge list, microinverter list, alarms, SN authorization, data correction, remote control and remote upgrade.

ENVERTECH Warranty registration English Distributor LOGOUT

Overview

Devices

EnverBridges

Microinverters

Alarms

Admin-SN Authorization

SN Authorization

Data Correction

Remote Control

Remote Upgrade

End user device mana

Users

Data

Setting

Feedback

EVS/EVT

System Name EVS/EVT ID Installer Search Reset

	Status	EVS/EVT ID	Device Type	System Name	Installer	End User	Edit
1	●	30605752	EnverBridge	Melvin	Symmetry		Delete Alert
2	●	30605964	EnverBridge	Soo Suet Nee	Symmetry		Delete Alert
3	●	30605980	EnverBridge	Lau Lai Kuan	Symmetry		Delete Alert
4	●	30605976	EnverBridge	Chen Yee Theng	Symmetry		Delete Alert
5	●	30605972	EnverBridge	Lau Lai Kuan	Symmetry		Delete Alert
6	●	30605964	EnverBridge	Lau Lai Kuan	Symmetry		Delete Alert
7	●	30605940	EnverBridge	Christina Lee Lai Ling	Symmetry		Delete Alert
8	●	30605860	EnverBridge	Goh Keng Thy	Symmetry		Delete Alert
9	●	30605792	EnverBridge	Goh Keng Thy	Symmetry		Delete Alert
10	●	30605624	EnverBridge	Goh Keng Thy	Symmetry		Delete Alert
11	●	30605512	EnverBridge	Ng Lee Lian	Symmetry		Delete Alert
12	●	30605476	EnverBridge	Chong Chee Tat	Symmetry		Delete Alert
13	●	30605408	EnverBridge	Chen Yen Ming	Symmetry		Delete Alert
14	●	30605444	EnverBridge	Chen Yee Theng	Symmetry		Delete Alert
15	●	30604604	EnverBridge		Symmetry		Delete Alert
16	●	30604764	EnverBridge	Ng Lee Lian	Symmetry		Delete Alert
17	●	30604704	EnverBridge	Chen Yen Ming	Symmetry		Delete Alert
18	●	30604868	EnverBridge	Soo Suet Nee	Symmetry		Delete Alert
19	●	30604832	EnverBridge	Lau Lai Kuan	Symmetry		Delete Alert
20	●	30604128	EnverBridge	Lau Lai Kuan	Symmetry		Delete Alert

Status: ● Normal ● Offline ● Alarms

First Previous 1 2 3 4 5 Next Last

1.3.1 EnverBridges

This page displays the information of all EnverBridges under the distributor account. A specific EnverBridge can be found by inputting "system name", "EnverBridge ID" or "Installer". Fuzzy searches are available.

EVBEVT

System Name EVBEVT ID Installer

	Status	EVBEVT ID	Device Type	System Name	Installer	End User	Edit
1	●	30605752	EnverBridge	Mohin	Symmetry		<input type="button" value="Delete"/> <input type="button" value="Add"/>
2	●	30605994	EnverBridge	Soo Suet Hec	Symmetry		<input type="button" value="Delete"/> <input type="button" value="Add"/>
3	●	30605980	EnverBridge	Lau Lai Kuan	Symmetry		<input type="button" value="Delete"/> <input type="button" value="Add"/>
4	●	30605976	EnverBridge	Chin Yee Theng	Symmetry		<input type="button" value="Delete"/> <input type="button" value="Add"/>
5	●	30605972	EnverBridge	Lau Lai Kuan	Symmetry		<input type="button" value="Delete"/> <input type="button" value="Add"/>
6	●	30605964	EnverBridge	Lau Lai Kuan	Symmetry		<input type="button" value="Delete"/> <input type="button" value="Add"/>
7	●	30605940	EnverBridge	Christina Lee Lai Ling	Symmetry		<input type="button" value="Delete"/> <input type="button" value="Add"/>
8	●	30605860	EnverBridge	Goh Kang Thy	Symmetry		<input type="button" value="Delete"/> <input type="button" value="Add"/>
9	●	30605792	EnverBridge	Goh Kang Thy	Symmetry		<input type="button" value="Delete"/> <input type="button" value="Add"/>
10	●	30605624	EnverBridge	Goh Kang Thy	Symmetry		<input type="button" value="Delete"/> <input type="button" value="Add"/>
11	●	30605512	EnverBridge	Ng Lee Lian	Symmetry		<input type="button" value="Delete"/> <input type="button" value="Add"/>
12	●	30605476	EnverBridge	Chong Chee Tat	Symmetry		<input type="button" value="Delete"/> <input type="button" value="Add"/>
13	●	30605408	EnverBridge	Chin Yen Ming	Symmetry		<input type="button" value="Delete"/> <input type="button" value="Add"/>
14	●	30605644	EnverBridge	Chin Yee Theng	Symmetry		<input type="button" value="Delete"/> <input type="button" value="Add"/>
15	●	30604604	EnverBridge		Symmetry		<input type="button" value="Delete"/> <input type="button" value="Add"/>
16	●	30604764	EnverBridge	Ng Lee Lian	Symmetry		<input type="button" value="Delete"/> <input type="button" value="Add"/>
17	●	30604704	EnverBridge	Chin Yen Ming	Symmetry		<input type="button" value="Delete"/> <input type="button" value="Add"/>
18	●	30604608	EnverBridge	Soo Suet Hec	Symmetry		<input type="button" value="Delete"/> <input type="button" value="Add"/>
19	●	30604602	EnverBridge	Lau Lai Kuan	Symmetry		<input type="button" value="Delete"/> <input type="button" value="Add"/>
20	●	30604628	EnverBridge	Lau Lai Kuan	Symmetry		<input type="button" value="Delete"/> <input type="button" value="Add"/>

Status: ● Normal ● Offline ● Alarms

First Previous 1 2 3 4 5 Next Last

1.3.2 Microinverters

This page displays all microinverters that have uploaded data at least once under the distributor account. A specific microinverter can be found by inputting "System Name", "EnverBridge ID", "MI SN" or "Installer". Fuzzy searches are available.

Microinverters

System Name EVBEVT ID MI S/N Installer

	<input type="checkbox"/>	System Name	EVBEVT ID	Status	MI S/N	Power	Today's Energy	Total Energy	Installer	End User	Last Update Time
1	<input type="checkbox"/>			●	11950585	201.83	0.81	490.41	Installer2		19/07/2023 13:22:34
2	<input type="checkbox"/>			●	11950584	187.08	0.79	482.48	Installer2		19/07/2023 13:22:34
3	<input type="checkbox"/>			●	11919234	89.2	0.91	1815.11	Installer2		13/08/2024 14:50:17
4	<input type="checkbox"/>			●	11919022	89.73	0.94	1914.08	Installer2		13/08/2024 14:50:22
5	<input type="checkbox"/>			●	11901114	71.05	0.9	1356.92	Installer2		13/08/2024 14:50:17
6	<input type="checkbox"/>			●	11919748	61.92	0.93	1845.36	Installer2		13/08/2024 14:50:17
7	<input type="checkbox"/>			●	11919290	62.75	0.87	1804.06	Installer2		13/08/2024 14:50:17
8	<input type="checkbox"/>			●	11919504	86.69	0.91	1902.76	Installer2		13/08/2024 14:50:22
9	<input type="checkbox"/>			●	11919046	85.02	0.97	1972.34	Installer2		13/08/2024 14:50:22
10	<input type="checkbox"/>			●	11919235	73.19	0.96	1851.38	Installer2		13/08/2024 14:50:22
11	<input type="checkbox"/>		90010402	●	11900094	59.75	0.84	1818	Installer2		13/08/2024 14:50:17
12	<input type="checkbox"/>			●	11900095	88.36	0.99	2038.84	Installer2		13/08/2024 14:50:17
13	<input type="checkbox"/>			●	11918910	73.11	0.95	1882.77	Installer2		13/08/2024 14:50:22
14	<input type="checkbox"/>			●	11919538	76.55	0.94	1922.39	Installer2		13/08/2024 14:50:17
15	<input type="checkbox"/>			●	11919023	91.59	0.94	1948.13	Installer2		13/08/2024 14:50:22
16	<input type="checkbox"/>			●	11919174	64.69	0.88	1863.98	Installer2		13/08/2024 14:50:17
17	<input type="checkbox"/>			●	11900201	71.11	0.99	2063.04	Installer2		13/08/2024 14:50:17
18	<input type="checkbox"/>			●	11919539	72.82	0.92	1909.96	Installer2		13/08/2024 14:50:22
19	<input type="checkbox"/>			●	11919362	2.02	0.41	1565.79	Installer2		14/08/2023 16:01:54
20	<input type="checkbox"/>			●	11901115	73.44	0.93	1642.34	Installer2		13/08/2024 14:50:17

Status: ● Normal ● Offline ● Alarms

First Previous 1 2 3 4 5 6 ... 27 Next Last

1.3.3 Alarms

This page displays the alarms of all microinverters under the distributor account. You can search for specific alarms with "System Name", "EnverBridge ID", time period or alarm status.

ENVERTECH Warranty registration

Overview

Alarms

System Name EVB/EVT ID Total View All Search Reset Refresh Refresh

	<input type="checkbox"/>	System Name	EVB/EVT ID	Mt S/N	DC Side	AC Side	Alert Time	Status	Operate
1	<input type="checkbox"/>	Envertech Demo System	Diering	1121187			13/08/2024 14:54:56 - 13/08/2024 14:54:56	Unhandled	Handle Delete
2	<input type="checkbox"/>	Envertech Demo System	Diering	1193910			13/08/2024 14:54:56 - 13/08/2024 14:54:56	Unhandled	Handle Delete
3	<input type="checkbox"/>	Envertech Demo System	Diering	1193921			13/08/2024 14:54:56 - 13/08/2024 14:54:56	Unhandled	Handle Delete
4	<input type="checkbox"/>		90011140	11919229			13/08/2024 14:36:06 - 13/08/2024 14:36:06	Unhandled	Handle Delete
5	<input type="checkbox"/>		90011140	1043C452			13/08/2024 14:36:06 - 13/08/2024 14:36:06	Unhandled	Handle Delete
6	<input type="checkbox"/>		90011140	11900100			13/08/2024 14:36:06 - 13/08/2024 14:36:06	Unhandled	Handle Delete
7	<input type="checkbox"/>		30603336	30603337			13/08/2024 14:36:05 - 13/08/2024 14:36:05	Unhandled	Handle Delete
8	<input type="checkbox"/>		30603336	30603336			13/08/2024 14:36:05 - 13/08/2024 14:36:05	Unhandled	Handle Delete
9	<input type="checkbox"/>		30605964	30605965			13/08/2024 14:35:59 - 13/08/2024 14:45:39	Unhandled	Handle Delete
10	<input type="checkbox"/>		30605964	30605964			13/08/2024 14:35:58 - 13/08/2024 14:45:39	Unhandled	Handle Delete
11	<input type="checkbox"/>		30605964	30605966			13/08/2024 14:35:58 - 13/08/2024 14:45:39	Unhandled	Handle Delete
12	<input type="checkbox"/>		90011140	11900101			13/08/2024 14:30:28 - 13/08/2024 14:30:28	Unhandled	Handle Delete
13	<input type="checkbox"/>		90011140	1043C452			13/08/2024 14:30:28 - 13/08/2024 14:30:28	Unhandled	Handle Delete
14	<input type="checkbox"/>		90011140	11900109			13/08/2024 14:30:23 - 13/08/2024 14:30:23	Unhandled	Handle Delete
15	<input type="checkbox"/>		90011140	11900171			13/08/2024 14:30:23 - 13/08/2024 14:30:23	Unhandled	Handle Delete
16	<input type="checkbox"/>		90011140	11900121			13/08/2024 14:30:23 - 13/08/2024 14:30:23	Unhandled	Handle Delete
17	<input type="checkbox"/>		90011140	11919367			13/08/2024 14:30:23 - 13/08/2024 14:30:23	Unhandled	Handle Delete
18	<input type="checkbox"/>		90011140	11900120			13/08/2024 14:30:23 - 13/08/2024 14:30:23	Unhandled	Handle Delete
19	<input type="checkbox"/>		90011140	11900236			13/08/2024 14:30:23 - 13/08/2024 14:30:23	Unhandled	Handle Delete
20	<input type="checkbox"/>		90011140	11900205			13/08/2024 14:30:23 - 13/08/2024 14:30:23	Unhandled	Handle Delete

First Previous 1 2 3 4 5 6 ... 86 Next Last

1.3.4 SN Authorization

This function is to authorize EnverBridge serial numbers(SN) to the installers or sub-channels subordinate to the distributor account. After authorization, the installers or sub-channels are able to see any added system under them in the installer account. One SN can only be authorized to one installer account.

SN Authorization

EVB/EVT ID View All Search Reset Authorize Deauthorize Volume authorization submit

Authorization template file download

	<input type="checkbox"/>	EVB/EVT ID	Distributor	Installer	End User	Creation Time
1	<input type="checkbox"/>	30605752	浙江恩沃新能源科技有限公司	Symmetry Energy Sdn Bhd		2/26/2024 12:53:25 AM
2	<input type="checkbox"/>	30605984	浙江恩沃新能源科技有限公司	Symmetry Energy Sdn Bhd		2/26/2024 12:53:25 AM
3	<input type="checkbox"/>	30605980	浙江恩沃新能源科技有限公司	Symmetry Energy Sdn Bhd		2/26/2024 12:53:25 AM
4	<input type="checkbox"/>	30605976	浙江恩沃新能源科技有限公司	Symmetry Energy Sdn Bhd		2/26/2024 12:53:25 AM
5	<input type="checkbox"/>	30605972	浙江恩沃新能源科技有限公司	Symmetry Energy Sdn Bhd		2/26/2024 12:53:25 AM
6	<input type="checkbox"/>	30605964	浙江恩沃新能源科技有限公司	Symmetry Energy Sdn Bhd		2/26/2024 12:53:25 AM
7	<input type="checkbox"/>	30605940	浙江恩沃新能源科技有限公司	Symmetry Energy Sdn Bhd		2/26/2024 12:53:25 AM
8	<input type="checkbox"/>	30605960	浙江恩沃新能源科技有限公司	Symmetry Energy Sdn Bhd		2/26/2024 12:53:25 AM
9	<input type="checkbox"/>	30605792	浙江恩沃新能源科技有限公司	Symmetry Energy Sdn Bhd		2/26/2024 12:53:25 AM
10	<input type="checkbox"/>	30605624	浙江恩沃新能源科技有限公司	Symmetry Energy Sdn Bhd		2/26/2024 12:53:24 AM
11	<input type="checkbox"/>	30605312	浙江恩沃新能源科技有限公司	Symmetry Energy Sdn Bhd		2/26/2024 12:53:24 AM
12	<input type="checkbox"/>	30605476	浙江恩沃新能源科技有限公司	Symmetry Energy Sdn Bhd		2/26/2024 12:53:24 AM
13	<input type="checkbox"/>	30605408	浙江恩沃新能源科技有限公司	Symmetry Energy Sdn Bhd		2/26/2024 12:53:24 AM
14	<input type="checkbox"/>	30605644	浙江恩沃新能源科技有限公司	Symmetry Energy Sdn Bhd		2/26/2024 12:53:24 AM
15	<input type="checkbox"/>	30604804	浙江恩沃新能源科技有限公司	Symmetry Energy Sdn Bhd		2/26/2024 12:53:21 AM
16	<input type="checkbox"/>	30604764	浙江恩沃新能源科技有限公司	Symmetry Energy Sdn Bhd		2/26/2024 12:53:21 AM
17	<input type="checkbox"/>	30604794	浙江恩沃新能源科技有限公司	Symmetry Energy Sdn Bhd		2/26/2024 12:53:21 AM
18	<input type="checkbox"/>	30604866	浙江恩沃新能源科技有限公司	Symmetry Energy Sdn Bhd		2/26/2024 12:53:21 AM
19	<input type="checkbox"/>	30604632	浙江恩沃新能源科技有限公司	Symmetry Energy Sdn Bhd		2/26/2024 12:53:21 AM
20	<input type="checkbox"/>	30604028	浙江恩沃新能源科技有限公司	Symmetry Energy Sdn Bhd		2/26/2024 12:53:21 AM

First Previous 1 2 3 4 5 Next Last

Select the EnverBridge IDs/SNs to authorize and click the button of "Authorize".

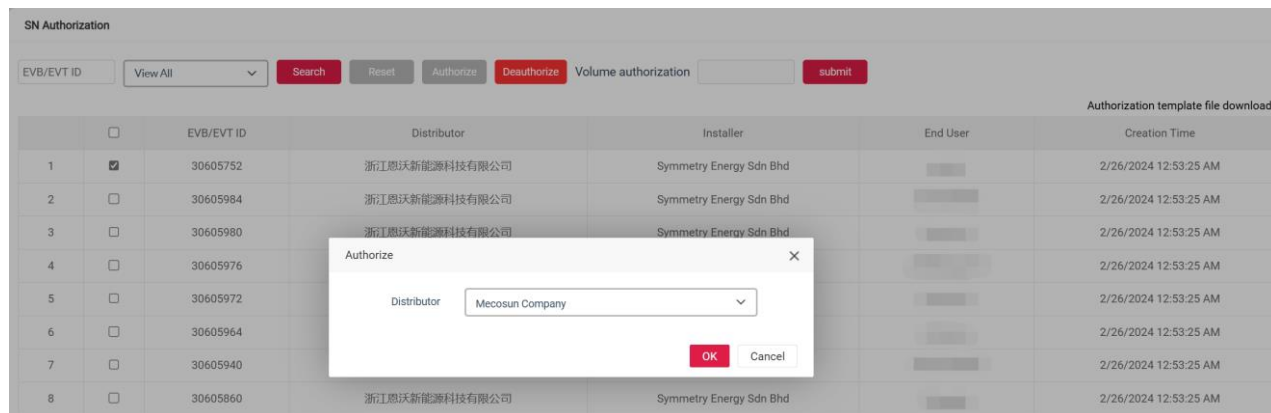
SN Authorization

EVB/EVT ID View All Search Reset Authorize Deauthorize Volume authorization submit

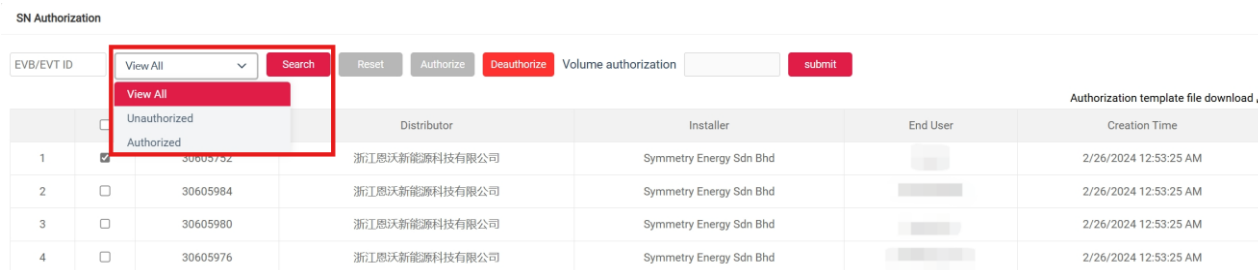
Authorization template file download

	<input type="checkbox"/>	EVB/EVT ID	Distributor	Installer	End User	Creation Time
1	<input checked="" type="checkbox"/>	30605752	浙江恩沃新能源科技有限公司	Symmetry Energy Sdn Bhd		2/26/2024 12:53:25 AM
2	<input type="checkbox"/>	30605984	浙江恩沃新能源科技有限公司	Symmetry Energy Sdn Bhd		2/26/2024 12:53:25 AM
3	<input type="checkbox"/>	30605980	浙江恩沃新能源科技有限公司	Symmetry Energy Sdn Bhd		2/26/2024 12:53:25 AM
4	<input type="checkbox"/>	30605976	浙江恩沃新能源科技有限公司	Symmetry Energy Sdn Bhd		2/26/2024 12:53:25 AM
5	<input type="checkbox"/>	30605972	浙江恩沃新能源科技有限公司	Symmetry Energy Sdn Bhd		2/26/2024 12:53:25 AM

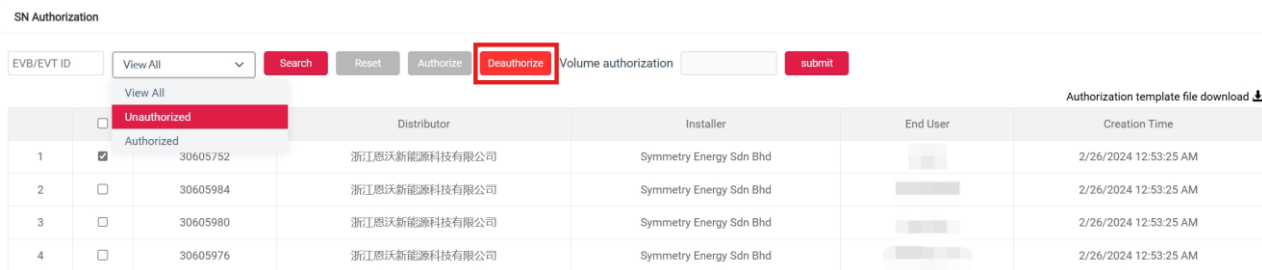
In the pop-up window, select the designated installer, and click "ok" to complete the authorization.



If there is a large amount of data on this page, you can select "Unauthorized" and click "Search" to obtain the unauthorized SNs for more convenient operation.



To cancel the authorization, similar to the above, please select the SN(s) and click "Deauthorize".



1.3.5 Data Correction

This function is used in cases of abnormal data, for example, there can be a data zeroing when a microinverter is replaced. Data correction therefore allows manual adjustment. You can do the search by "MI S/N", "EnverBridge ID" or system name.

Data Correction

MI S/N System

	MI S/N	EVB/EVT ID	System Name	Correction (KWh)	Operate
1	11921562	90009186	RD	0	<input type="button" value="Correction"/>
2	11921563	90009186	RD	0	<input type="button" value="Correction"/>
3	11922634	90009186	RD	0	<input type="button" value="Correction"/>
4	11922635	90009186	RD	0	<input type="button" value="Correction"/>
5	11922650	90009186	RD	0	<input type="button" value="Correction"/>
6	11922651	90009186	RD	0	<input type="button" value="Correction"/>

Click "Correction" in the right column, input the right number and click "OK" to complete the correction.

The screenshot shows the 'Data Correction' interface with a table of devices. An 'Edit' dialog box is open in the foreground, allowing the user to input a correction value for a specific device. The dialog box contains the following fields:

- SN:
- Correction:

Buttons for 'OK' and 'Cancel' are located at the bottom of the dialog box.

1.3.6 Remote Control

This function is used to restart EnverBridges or set safety parameters remotely. The search can be made by "EnverBridge ID".

Restart device(s):

Select the device(s) you want to restart, then click "Restart". In the pop-up window, click "OK".

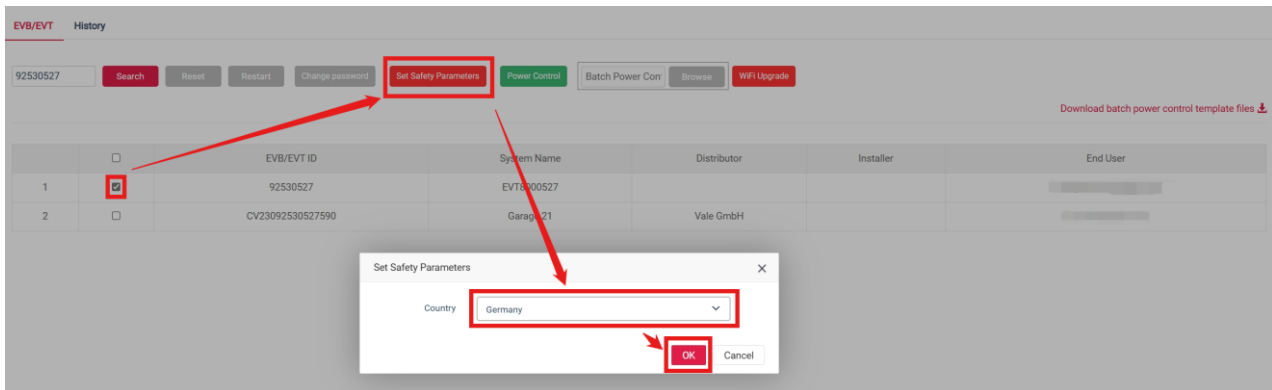
The screenshot shows the 'EVB/EVT History' interface. The 'Restart' button is highlighted with a red box. A confirmation dialog box is open in the foreground, asking the user to confirm the restart action. The dialog box contains the following text:

Are you sure you want to do the restart remotely?

Buttons for 'OK' and 'Cancel' are located at the bottom of the dialog box.

Set safety parameters:

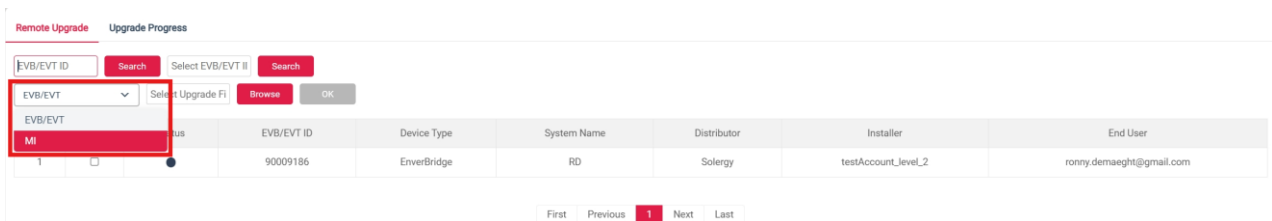
Select the corresponding device(s), then click **"Set Safety Parameters"**. In the pop-up window, choose the target country, and click **"OK"**.



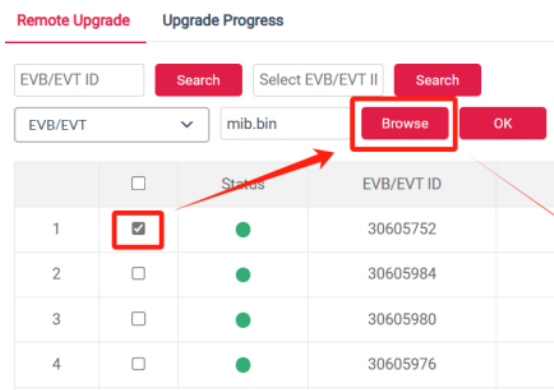
1.3.7 Remote Upgrade

This function is used to upgrade the firmware of devices remotely. A search can be made by **"EverBridge ID"**.

First select **"EverBridges"** or **"MI"** and click the corresponding checkbox.



Click **"Browse"**, and choose the upgrade firmware file.



Click **"OK"**, and the upgrade progress will start.

Remote Upgrade Upgrade Progress

EVB/EVT ID Search Select EVB/EVT ID Search

EVB/EVT mib.bin

	<input type="checkbox"/>	Status	EVB/EVT ID	Device Type	System Name	Installer
1	<input checked="" type="checkbox"/>	●	30605752	EnverBridge	Melvin	Symmetry
2	<input type="checkbox"/>	●	30605984	EnverBridge	Soo Suet Nee	Symmetry
3	<input type="checkbox"/>	●	30605980	EnverBridge	Lau Lai Kuan	Symmetry
4	<input type="checkbox"/>	●	30605976	EnverBridge	Chin Yee Theng	Symmetry
5	<input type="checkbox"/>	●	30605972	EnverBridge	Lau Lai Kuan	Symmetry
6	<input type="checkbox"/>	●	30605964	EnverBridge	Lau Lai Kuan	Symmetry

Under “Upgrade Progress”, the info and status of the history remote upgrades can be viewed.

Remote Upgrade Upgrade Progress

EVB/EVT ID MI S/N System Name View All

	EVB/EVT ID	MI S/N	System Name	file name	Creation Time	Update Time	Upgrade Progress	Status	Operate
1	30605980	30605980	Lau Lai Kuan	MGS_32 S APP 152 240731 T9.bin	8/12/2024 4:15:00 PM	8/12/2024 8:24:28 AM	100%	Update Succeeded	<input type="button" value="Delete"/>
2	30605964	30605964	Lau Lai Kuan	MGS_32 S APP 152 240731 T9.bin	8/12/2024 4:14:48 PM	8/12/2024 8:23:19 AM	100%	Update Succeeded	<input type="button" value="Delete"/>
3	30604168	30604168	Lau Lai Kuan	MGS_32 S APP 152 240731 T9.bin	8/12/2024 4:14:33 PM	8/12/2024 8:23:19 AM	100%	Update Succeeded	<input type="button" value="Delete"/>
4	30603336	30603336	Lau Lai Kuan	MGS_32 S APP 152 240731 T9.bin	8/12/2024 4:14:18 PM	8/12/2024 8:18:45 AM	100%	Update Succeeded	<input type="button" value="Delete"/>
5	30605980	30605980	Lau Lai Kuan	MGP_EVT2000_V162_20240611 bin	8/12/2024 11:32:09 AM	8/12/2024 3:33:02 AM	100%	Update Succeeded	<input type="button" value="Delete"/>
6	30605980	30605980	Lau Lai Kuan	MGP_EVT2000_V162_20240611 bin	8/12/2024 11:26:12 AM	8/12/2024 3:33:02 AM	100%	During Upgrade	<input type="button" value="Delete"/>
7	30605964	30605964	Lau Lai Kuan	MGP_EVT2000_V162_20240611 bin	8/12/2024 11:25:24 AM	8/12/2024 3:26:36 AM	100%	Update Succeeded	<input type="button" value="Delete"/>
8	30604168	30604168	Lau Lai Kuan	MGP_EVT2000_V162_20240611 bin	8/12/2024 11:24:53 AM	8/12/2024 3:27:37 AM	100%	Update Succeeded	<input type="button" value="Delete"/>
9	30603336	30603336	Lau Lai Kuan	MGP_EVT2000_V162_20240611 bin	8/12/2024 11:24:17 AM	8/12/2024 3:27:29 AM	100%	Update Succeeded	<input type="button" value="Delete"/>

Note: The function of remote upgrade is available when EVB 202’s firmware version is 004 or above, and microinverters’ version is 1.7 or above.

1.4 User Management

Click “Users” in the left navigation bar to expand the function list.

The function list includes installer list, all users list and installer management.

1.4.1 Installer List

This page displays the information of all the installers under the distributor account, including username, password, system quantity, all systems’ power, EnverBridge quantity, etc. A search can be made by “Username” and “Company”.

Installer List

Username Company

	Username	PASSWORD	System	Power	Capacity	EVB/EVT	Active Mis/Total Mis	Company	Registration Time
1		Energy2025	1	0 W	32.00 kWp	1	0 / 1	Energy Sobriete	02/08/2024 09:17:09
2			2	4.83 kW	12.80 kWp	2	32 / 32	ALA Rinnovabili & Agricoltura Srl	14/05/2024 03:17:43
3		123456	0	0 W	0.00 kWp	0	0 / 0	elektro-recher	07/03/2024 06:14:01
4		123456	13	27.94 kW	114.00 kWp	44	184 / 196	Symmetry Energy Sdn Bhd	23/02/2024 09:59:44
5		123456	0	0 W	0.00 kWp	0	0 / 0		27/12/2023 09:41:50
6		123456	1	0 W	2.00 kWp	0	0 / 0	BasorThai	15/12/2023 02:42:52
7		12345	0	0 W	0.00 kWp	0	0 / 0	cuifbaps	15/10/2023 05:25:28
8		123456	6	12.58 kW	39.07 MWp	6	119 / 119	Soliko	08/09/2023 07:45:47
9		123456	0	0 W	0.00 kWp	0	0 / 0	artec technologies AG	15/08/2023 08:26:26
10			0	0 W	0.00 kWp	0	0 / 0	Mecosun Company	05/06/2023 10:26:02
11		123456	0	0 W	0.00 kWp	0	0 / 0		06/07/2021 09:34:13
12		123456	4	2.62 kW	26.30 kWp	4	84 / 111	惠沃2	13/03/2019 08:30:16
13		123456	2	1.83 kW	13.50 kWp	2	48 / 56	惠沃1	13/03/2019 08:29:50

First Previous **1** Next Last

1.4.2 Users

Here it displays the information of all the users under the distributor account, including username, password, role, registration time, etc. If a user forgets the password and does not want to retrieve the password by himself/herself, the distributor can retrieve the password for the user on this page.

A search can be made here by "Username", "Password" or "Company". Fuzzy searches are also available.

User List

Username End User Company View All

	Username	Nickname	Role	Company	Email	Phone	Registration Time (UTC)	Operate
1	christian1112	christian1112	End User				09/08/2024 00:59:36	<input type="button" value="View"/> <input type="button" value="Edit"/> <input type="button" value="Delete"/> <input type="button" value="Reset"/>
2	jamie_jou	jamie_jou	End User				05/08/2024 23:48:34	<input type="button" value="View"/> <input type="button" value="Edit"/> <input type="button" value="Delete"/> <input type="button" value="Reset"/>
3	laurencemontelli@gmail.com	laurencemontelli@gmail.com	End User				03/08/2024 12:55:25	<input type="button" value="View"/> <input type="button" value="Edit"/> <input type="button" value="Delete"/> <input type="button" value="Reset"/>
4	Energy Sobriete	Energ Sobriete	Installer	Energy Sobriete			03/08/2024 06:17:09	<input type="button" value="View"/> <input type="button" value="Edit"/> <input type="button" value="Delete"/> <input type="button" value="Reset"/>
5	mathin	mathin	End User				29/07/2024 09:01:33	<input type="button" value="View"/> <input type="button" value="Edit"/> <input type="button" value="Delete"/> <input type="button" value="Reset"/>
6	takkilow	takkilow	End User				23/07/2024 03:14:25	<input type="button" value="View"/> <input type="button" value="Edit"/> <input type="button" value="Delete"/> <input type="button" value="Reset"/>
7	bedlan18	bedlan18	End User				18/07/2024 03:26:48	<input type="button" value="View"/> <input type="button" value="Edit"/> <input type="button" value="Delete"/> <input type="button" value="Reset"/>
8	kitjengoh	kitjengoh	End User				11/07/2024 04:02:22	<input type="button" value="View"/> <input type="button" value="Edit"/> <input type="button" value="Delete"/> <input type="button" value="Reset"/>
9	suethae929	suethae929	End User				04/07/2024 02:08:03	<input type="button" value="View"/> <input type="button" value="Edit"/> <input type="button" value="Delete"/> <input type="button" value="Reset"/>
10	yeetheng_3212	yeetheng_3212	End User				02/07/2024 21:13:25	<input type="button" value="View"/> <input type="button" value="Edit"/> <input type="button" value="Delete"/> <input type="button" value="Reset"/>
11	ym_yenming	ym_yenming	End User				28/06/2024 06:44:06	<input type="button" value="View"/> <input type="button" value="Edit"/> <input type="button" value="Delete"/> <input type="button" value="Reset"/>
12	kunglingten	kunglingten	End User				26/06/2024 05:13:51	<input type="button" value="View"/> <input type="button" value="Edit"/> <input type="button" value="Delete"/> <input type="button" value="Reset"/>
13	christina9255	christina9255	End User				20/06/2024 09:08:05	<input type="button" value="View"/> <input type="button" value="Edit"/> <input type="button" value="Delete"/> <input type="button" value="Reset"/>
14	Bono Michele	Bono Michele	End User				17/06/2024 14:20:53	<input type="button" value="View"/> <input type="button" value="Edit"/> <input type="button" value="Delete"/> <input type="button" value="Reset"/>
15	philipcc1	philipcc1	End User				13/06/2024 00:33:10	<input type="button" value="View"/> <input type="button" value="Edit"/> <input type="button" value="Delete"/> <input type="button" value="Reset"/>
16	ALA Rinnovabili & Agricoltura Srl	ALA Rinnovabili & Agricoltura Srl	Installer	ALA Rinnovabili & Agricoltura Srl			14/05/2024 03:17:43	<input type="button" value="View"/> <input type="button" value="Edit"/> <input type="button" value="Delete"/> <input type="button" value="Reset"/>
17	Armando Giuseppe	Armando Giuseppe	End User				07/05/2024 08:13:46	<input type="button" value="View"/> <input type="button" value="Edit"/> <input type="button" value="Delete"/> <input type="button" value="Reset"/>
18	elektro-recher	elektro-recher	Installer	elektro-recher			07/03/2024 06:14:01	<input type="button" value="View"/> <input type="button" value="Edit"/> <input type="button" value="Delete"/> <input type="button" value="Reset"/>
19	symmetryenergy	Symmetry	Installer	Symmetry Energy Sdn Bhd			23/02/2024 09:59:44	<input type="button" value="View"/> <input type="button" value="Edit"/> <input type="button" value="Delete"/> <input type="button" value="Reset"/>
20	Contact@mafatec.com	Contact@mafatec.com	Installer	Contact@mafatec.com			27/12/2023 09:41:50	<input type="button" value="View"/> <input type="button" value="Edit"/> <input type="button" value="Delete"/> <input type="button" value="Reset"/>

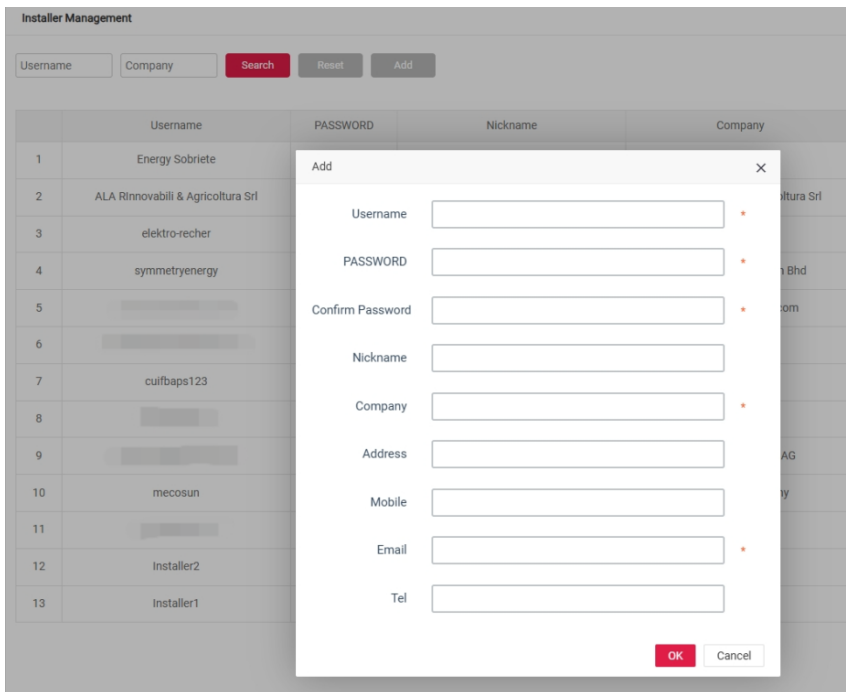
First Previous **1** 2 Next Last

1.4.3 Installer Management

The installer is subordinate to the distributor. The installer account can only be created by the upper distributor account.

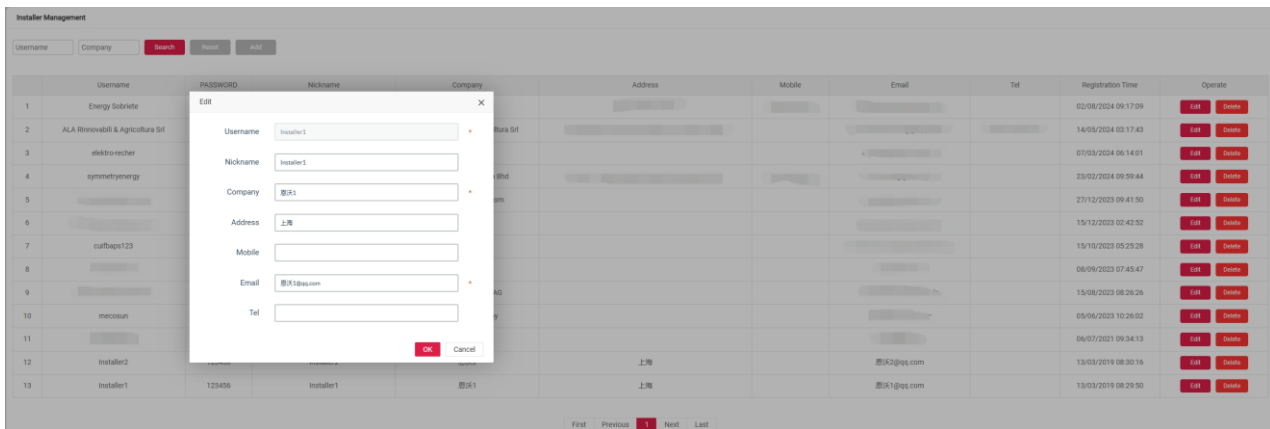
Add installer:

Click "Add" and fill in the information of the installer in the pop-up window.



Click “Edit” on the corresponding line if you want to modify the information of the installer.

Note: It's not possible to modify the user name of the installer under “Edit”.



Click “Delete” if you want to delete an installer account.

1.5 Data Management

The real-time performance of all the systems under the distributor account can be viewed here. A search can be made by "EnverBridge ID", "MI S/N" or time period.

Note: Fuzzy search is not supported here due to large amounts of data.

Data

EVB/EVT ID M/S/N 13/08/2024 14Z 13/08/2024 15Z Search Reset

	EVB/EVT ID	M/S/N	DC Input		AC Output			Today's Energy	Total Energy	Mjgn Ver	Mjgn Error	Mjs Ver	Mjs Error	Version No	Boot No	Temperature	Time
			Voltage (V)	Power (W)	Voltage (V)	Power (W)	Frequency (Hz)										
1	30603984	30603985	37.95	244.48	192.64	50.03	1.18	88.19	232	0	120	0	23217120	0	54.99	13/08/2024 14:21:53	
2	30603984	30603984	38.04	244.48	188.48	50.03	1.13	87.58	232	0	120	0	23217120	0	51.59	13/08/2024 14:21:53	
3	30603984	30603987	37.68	244.48	187.3	50.03	1.13	86.87	232	0	120	0	23217120	0	56.09	13/08/2024 14:21:53	
4	30603984	30603986	37.94	244.48	188.58	50.03	1.16	88	232	0	120	0	23217120	0	54.3	13/08/2024 14:21:53	
5	30603688	30603689	37.25	244.66	194.47	50.04	1.64	71.83	232	0	120	0	23217120	0	58.9	13/08/2024 14:21:54	
6	30605980	30605983	40.29	249.23	288.19	50.02	1.44	9.05	162	0	152	0	1620152	17	63.5	13/08/2024 14:21:54	
7	30605980	30605982	40.55	249.23	285.31	50.02	1.43	8.97	162	0	152	0	1620152	17	61.9	13/08/2024 14:21:54	
8	30605980	30605981	40.28	249.23	288.2	50.02	1.44	9.06	162	0	152	0	1620152	17	62.59	13/08/2024 14:21:54	
9	30605980	30605980	40.61	249.23	289.5	50.02	1.45	9.09	162	0	152	0	1620152	17	59.5	13/08/2024 14:21:54	
10	30602016	30602019	38.04	246.05	196.38	50.04	1.7	80.08	232	0	120	0	23217120	0	56.7	13/08/2024 14:21:54	
11	30602016	30602018	37.74	246.05	188.77	50.04	1.66	77.59	232	0	120	0	23217120	0	58.3	13/08/2024 14:21:54	
12	30602016	30602017	37.6	246.05	192.33	50.04	1.66	78.56	232	0	120	0	23217120	0	59.09	13/08/2024 14:21:54	
13	30602016	30602016	37.51	246.05	189.77	50.04	1.63	77.73	232	0	120	0	23217120	0	57.5	13/08/2024 14:21:54	
14	30603688	30603691	37.66	244.66	197.47	50.04	1.66	72.45	232	0	120	0	23217120	0	59.5	13/08/2024 14:21:54	
15	30603688	30603688	37.17	244.66	195.48	50.04	1.64	71.87	232	0	120	0	23217120	0	57.8	13/08/2024 14:21:54	
16	30603688	30603690	37.21	244.66	194.84	50.04	1.65	71.81	232	0	120	0	23217120	0	57.7	13/08/2024 14:21:54	
17	30605984	30605984	40.83	248.48	279.19	50.02	1.44	9.08	162	0	152	0	1620152	17	61.5	13/08/2024 14:21:56	
18	30605984	30605987	40.38	248.48	286.11	50.02	1.46	9.05	162	0	152	0	1620152	17	64.2	13/08/2024 14:21:56	
19	30605984	30605986	40.36	248.48	281.59	50.02	1.46	8.94	162	0	152	0	1620152	17	61.5	13/08/2024 14:21:56	
20	30605984	30605985	40.39	248.48	279	50.02	1.45	9.06	162	0	152	0	1620152	17	64.9	13/08/2024 14:21:56	

First Previous 1 2 3 4 5 6 ... 290 Next Last

1.6 Settings

1.6.1 My Info

Here you can edit the basic information of the distributor account. Click "My Info", edit the information and save your change.

Warranty registration English Distributor LOGOUT

- Overview
- Devices
- Users
- Data
- Setting**
 - My Info**
 - Change Password
- Feedback

My Info

Image

Username

Nickname

Company

Address

Mobile

Tel

Email

Remark

1.6.2 Change Password

Here you can change the password of the distributor account. Click "Change Password" and save the change.

The screenshot shows the 'Change Password' form in the ENVERTECH Warranty registration system. The form is located in the main content area, with a sidebar on the left containing navigation links: Overview, Devices, Users, Data, Setting, My Info, Change Password, and Feedback. The 'Change Password' link is highlighted in red. The form itself has a title 'Change Password' and three input fields: 'Original Password', 'New Password', and 'Confirm Password'. Each field has a red asterisk to its right. Below the 'New Password' and 'Confirm Password' fields, there is a red error message: 'The password length must not exceed 16 bits'. At the bottom of the form, there are two buttons: 'Save' (highlighted with a red border) and 'Reset'.

ENVERTECH Warranty registration

English Distributor LOGOUT

Overview

Devices >

Users >

Data

Setting

My Info

Change Password

Feedback

Change Password

Original Password *

New Password *

The password length must not exceed 16 bits

Confirm Password *

The password length must not exceed 16 bits

Save Reset